


## Enterprise Fax Servers Solutions Integrations: SharePoint case

Whitepaper



- ✓ SharePoint 2010 Benefits and Migration Costs
- ✓ Why Fax Server Integration
- ✓ Receive faxes to document libraries as searchable PDF, TIFF
- ✓ Send outbound faxes from document libraries and automated workflows.
- ✓ Enable configuring fax capabilities of each SharePoint site individually.

As more and more businesses are adopting Microsoft SharePoint as standard to access shared workspaces, information stores, and documents, there is greater demand to include fax management capabilities within SharePoint. With Visendo Fax Server for SharePoint, organizations can now intelligently route incoming faxes to document libraries, as well as send faxes from document libraries and automated workflows.

Together with Visendo's smart routing technology, sales orders, mortgage documents, healthcare forms, service requests, shipping manifests, customs documents, prescriptions, legal documents, and many other types of documents that businesses must process every day are intelligently routed directly into the right SharePoint sites, libraries and folders.

---

## SharePoint 2010 Overview

SharePoint has reached now in its fourth version. It has matured over the past decade since its first versions. Let's focus on the six high-level product capabilities of SharePoint 2010:

1. Sites - SharePoint Sites deliver a single infrastructure to provide portal and collaboration capabilities across intranet, extranet, and internet sites. SharePoint Sites bring users together to share information, data, and documents.
2. Communities - SharePoint Communities empower people to work together in ways that are most effective for them. SharePoint Communities make it possible for people to collaborate in groups, share knowledge and ideas, connect with colleagues, and find information and experts easily.
3. Content - SharePoint Content enables all users to participate in a governed, compliant content management lifecycle with the attributes of a WEB 2.0 environment.
4. Search - SharePoint Search gives users the ability to find the content, information, documents and people with the best-of-breed enterprise search technology.
5. Insights - SharePoint Insights enables users to access and interact with information across unstructured and structured data sources and documents. SharePoint Insights empower users to discover the right people and expertise to make better and more agile business decisions.
6. Composites - SharePoint Composites empower users to rapidly respond to business needs by creating their own solutions, on premises or in the cloud, through a rich set of building blocks, tools, and self-service capabilities.

A quick comparison to the previous version shows exactly, for each of the above capabilities, what SharePoint 2010 brings in new. All these new features will be related to Visendo Fax Server (whenever they fit) and can be used when in need for a faxing solutions.

Here is a list with top 10 features that SharePoint 2010 brings new:

1. Sites: a series of new capabilities dedicated to document editing: read/write capabilities, editing to mobile, tagging, contextual ribbon, Microsoft Silverlight, Office Web Applications
2. Communities: a series of Web 2.0 style features like: Ask Me About, Noteboard, Tags, Tag Clouds, My Network etc
3. A full new set of features for content management: compliance everywhere, flexible records management, document sets, content organizer, metadata etc
4. Search: search in context, social search etc
5. Insights: Filter Framework, improved visualizations, charted web part etc
6. Composites: business connectivity, Visio Services, Access Services, Sandboxed solutions

## Upgrading to SharePoint 2010

At upgrading to SharePoint 2010 any company has to bear in mind procedural, functional and cost related elements before starting such an upgrade. SharePoint 2010 comes with a great list of benefits and features that sometimes need to be integrated in a company in steps. Here are 5 steps that need to be evaluated before upgrading to SharePoint 2010:

1. Evaluate Organizational Need for Migration
2. Identify and Prioritize Migration Scope in Detail
3. Allocate Budget and Staffing
4. Develop Migration Schedule
5. Treat SharePoint 2010 Migration as a Project

So before upgrading to SharePoint 2010, any organization needs to have a plan and to make sure that SharePoint 2010 can be integrated in the actual organization's IT infrastructure. We will talk further about the key benefits of integrating Visendo Fax Server with SharePoint 2010.

---

## Integrating Visendo Fax Server with SharePoint 2010

### Intelligently Routes Incoming Faxes to Document Libraries

Visendo Fax Server not only automatically routes faxes into SharePoint document libraries, it routes them intelligently.

---

ppedv AG - HQ – Burghausen, Germany

Tel: +49-8677-9889-110 Fax: +49-8677-9889-44

Info: [support@ppedv.de](mailto:support@ppedv.de) sales: [sales@ppedv.de](mailto:sales@ppedv.de) <http://www.visendo.com>

Faxes are routed using the transmission information associated with the fax (also called metadata), such as time/date of transmission, sender's Caller ID, the fax number of the recipient, etc.

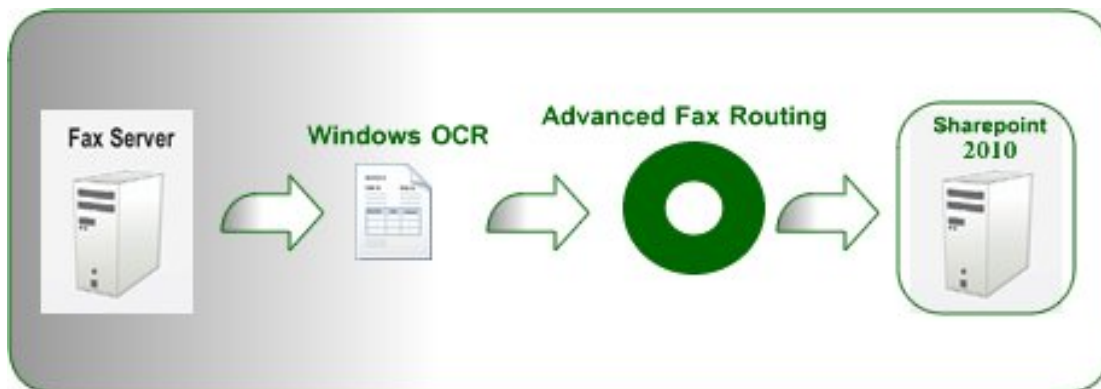
Visendo Fax Server for SharePoint uses both the information extracted from the fax image and associated transmission information as criteria for rule-based routing actions. For OCR capabilities, Visendo Fax Server uses the embedded Windows Tiff IFilter.

### Auto-Populates Document Library Column Values

The information extracted from the fax document and associated transmission information can also be used to auto-populate the document library column values in SharePoint 2010. The auto-populated column headings enable easier browsing, sorting, and organizing faxes. In addition, the information enhances both the efficiency and intelligence of the workflow being triggered. Visendo Fax Server achieves this task easily and in matter of seconds.

### Key Capabilities

- Supports full text searches of received faxes while maintaining the original image and format
- Manages document routing without software programming.
- Maintains a history of fax deliveries within SharePoint and with each document faxed.
- Supports copying fax image content into other applications.
- Lets IT personnel or delegated Site Collection/Site administrators determine which document libraries allow faxing and which don't



### Key Features and Benefits of Visendo Fax Server Integration with SharePoint

1. Improve employee productivity by automating paper-intensive business processes

---

ppedv AG - HQ – Burghausen, Germany

Tel: +49-8677-9889-110 Fax: +49-8677-9889-44

Info: [support@ppedv.de](mailto:support@ppedv.de) sales: [sales@ppedv.de](mailto:sales@ppedv.de) <http://www.visendo.com>

Visendo Fax Server SharePoint integration intelligently routes incoming faxes to SharePoint document libraries, enabling auto-population of fax content into library columns and triggering document processing workflows.

## 2. Facilitate collaboration and communication with customers and business partners

Visendo Fax Server SharePoint integration, automated business processes can aggregate SharePoint data and initiate outbound faxes to external parties for review or action.

## 3. Allow site administrators control all aspects of outbound faxing

Visendo Fax Server SharePoint integration enables site administrators to define document libraries that support outbound faxing and options available to senders, including: customizing fax cover page content, access to SharePoint contact lists, and permission to specify recipients not listed on contact lists.

## 4. Support SharePoint as a Service Deployment

Recognizing the growing emphasis on cloud computing, Enterprise Fax for SharePoint seamlessly integrates fax capabilities regardless of whether SharePoint is installed on-premise or hosted by a SaaS or Cloud provider.

## 5. Reduce SharePoint workflow development costs and deploy integrated applications quickly

Visendo extends SharePoint workflow services with callable actions that enable business processes to initiate fax activities. These actions are visible and accessible in SharePoint Designer, allowing SharePoint workflow designers to incorporate document delivery functions at key points in the business process quickly and with no coding. Specific callable actions include:

- Prepare Delivery - Collect the data necessary for a delivery – either as a fully automated step, or a task for a user to complete.
- Approve Delivery - Create a task for an approver to review and approve, or reject, a prepared delivery.
- Deliver - Perform the delivery, either continue the workflow without waiting for status, or pause the workflow until the delivery is complete. If the workflow is paused, a task is created that enables users to monitor and manage the deliveries in real-time.
- Review, Re-submit Delivery - Create a task for users to view the outcome of the deliveries to each of the recipients and possibly re-submit failed deliveries.
- Await Responses to Delivery
- Pause the workflow until responses are received from the delivery recipients - A task is created that enables users to monitor and manage the received responses in real-time.
- Review Responses - Create a task for users to review the responses of the deliveries

and perform

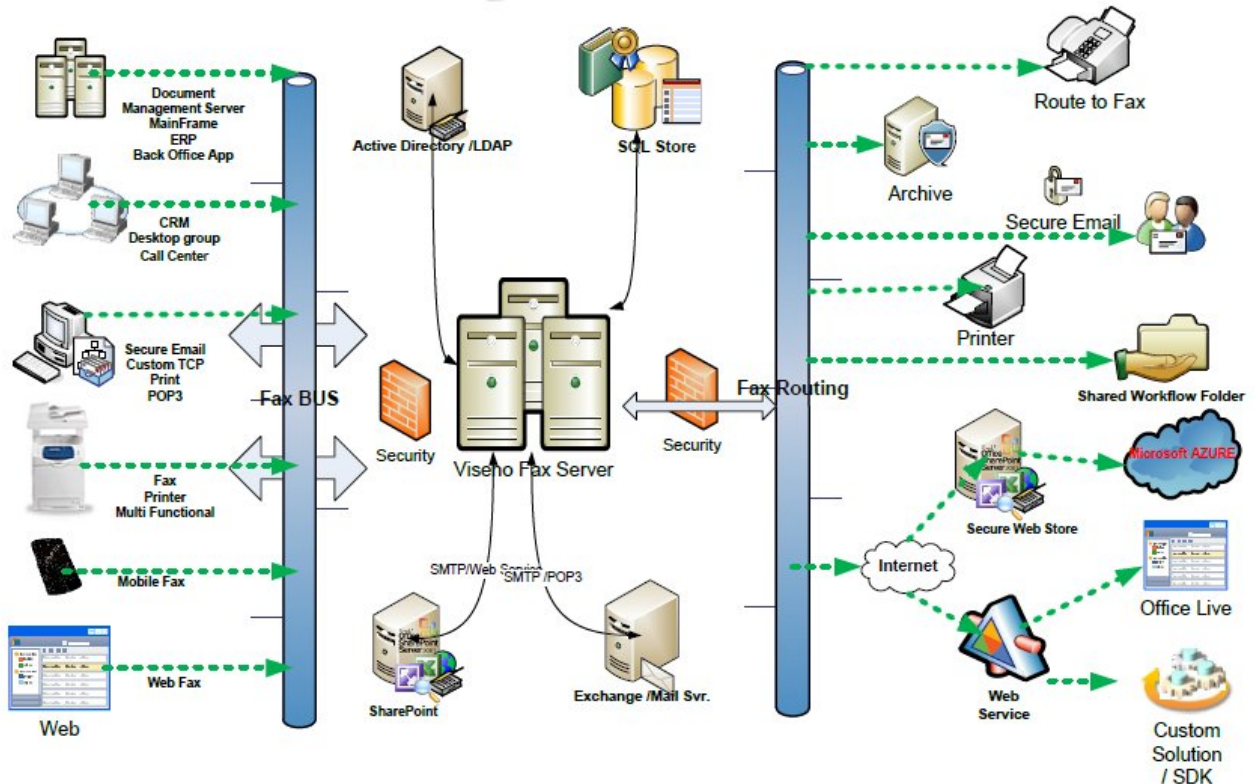
---

ppedv AG - HQ – Burghausen, Germany

Tel: +49-8677-9889-110 Fax: +49-8677-9889-44

Info: [support@ppedv.de](mailto:support@ppedv.de) sales: [sales@ppedv.de](mailto:sales@ppedv.de) <http://www.visendo.com>

## Visendo Faxing System



## About Visendo

We are an Independent Software Vendor (ISV) specialized in internet systems integration on Microsoft technologies. We have always been one of the top 3 companies on the markets we entered. We were one of the first three Microsoft gold partners in e-commerce on the German market: this is the highest level for a Microsoft partner. Hence, you, as a potential customer, will benefit on our experience and quality of services that guarantees your investment.

For further information, please visit us on: website:

<http://www.visendo.com>, [Product downloads](#)

Blog: <http://www.blog.visendo.com>

Linkedin, [Twitter](#) , [Facebook](#)

Did you find this paper useful? [Give us feedback NOW!](#)

ppedv AG - HQ – Burghausen, Germany

Tel: +49-8677-9889-110 Fax: +49-8677-9889-44

Info: [support@ppedv.de](mailto:support@ppedv.de) sales: [sales@ppedv.de](mailto:sales@ppedv.de) <http://www.visendo.com>